



**CONSTRUCTION
INDUSTRY
FEDERATION**

CIF Construction Outlook Survey

Quarter 3 2025

Background & Objectives

To provide the CIF with an ongoing tracker of members' sentiment towards the current and future performance of the construction sector

The survey measures the performance of the sector in the previous quarter (Q2: April - June 2025) and the likely future performance of the sector in the next 3-month period (Q3: July - September 2025)

Key sectoral issues benchmarked per quarter include:

- Business turnover
- Revenue generated by new orders
- Employment levels
- Cost of labour
- Cost of raw materials
- Pricing charged for goods and services
- Key challenges facing employers
- Public works projects

In addition, the survey examined members attitudes towards a number of issues impacting the sector

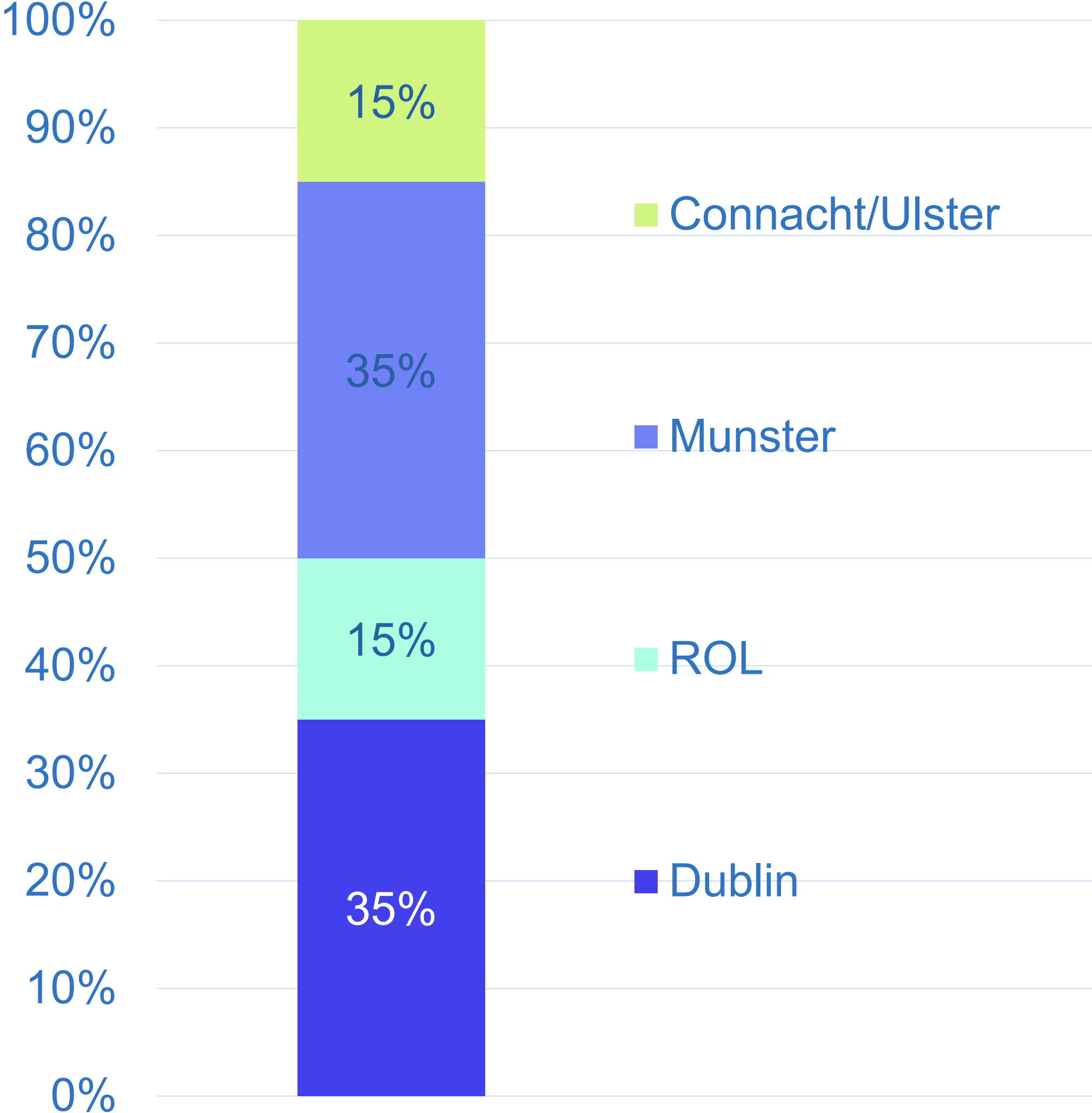
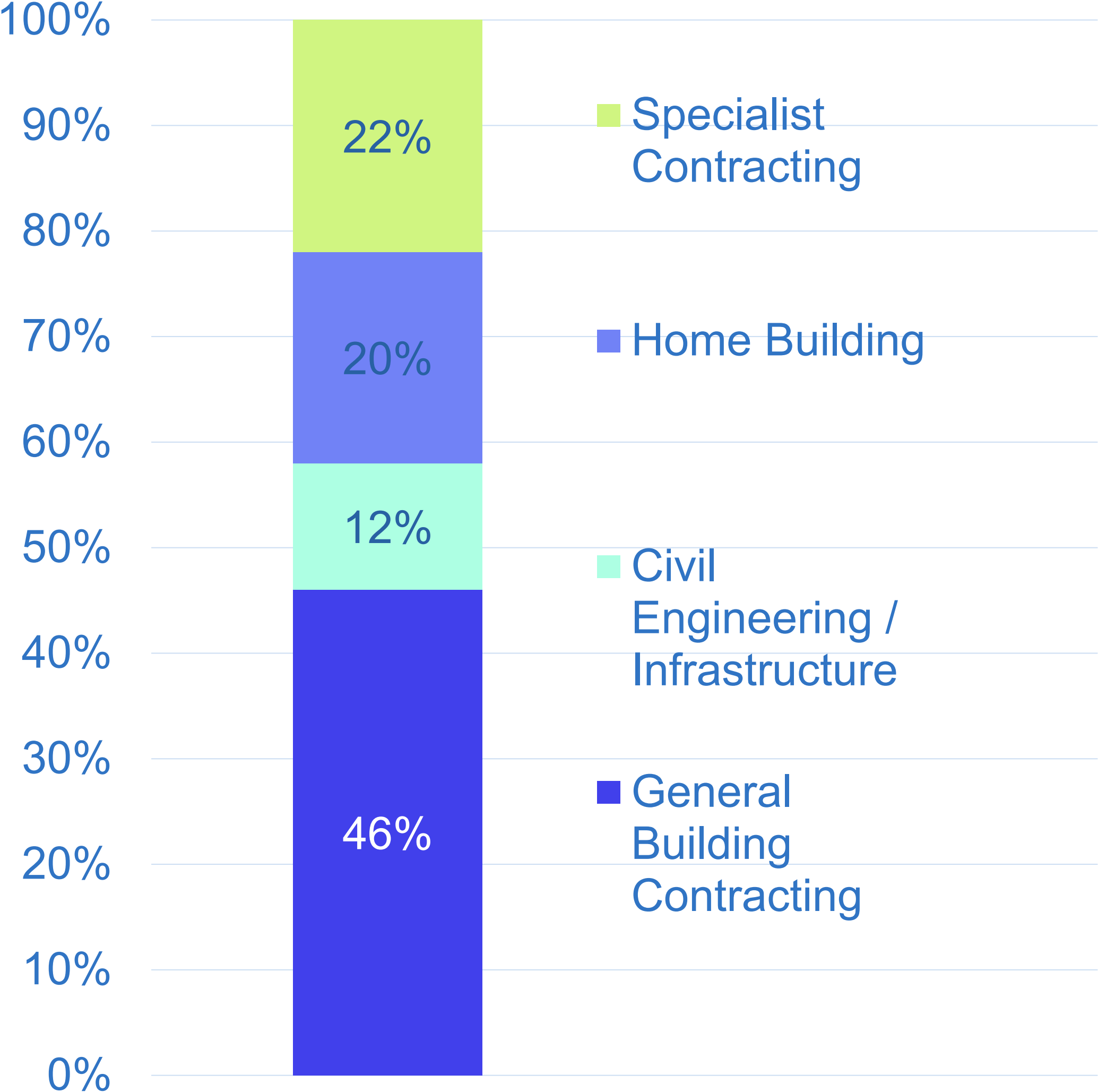
Methodology

- **Research was conducted via an online survey with 110 CIF members**
- **A sample of 110 companies was achieved which delivers a margin of error of approximately (+ or – 10%)**
- **All surveys were conducted between 18th July and 8th August 2025**

Key Findings

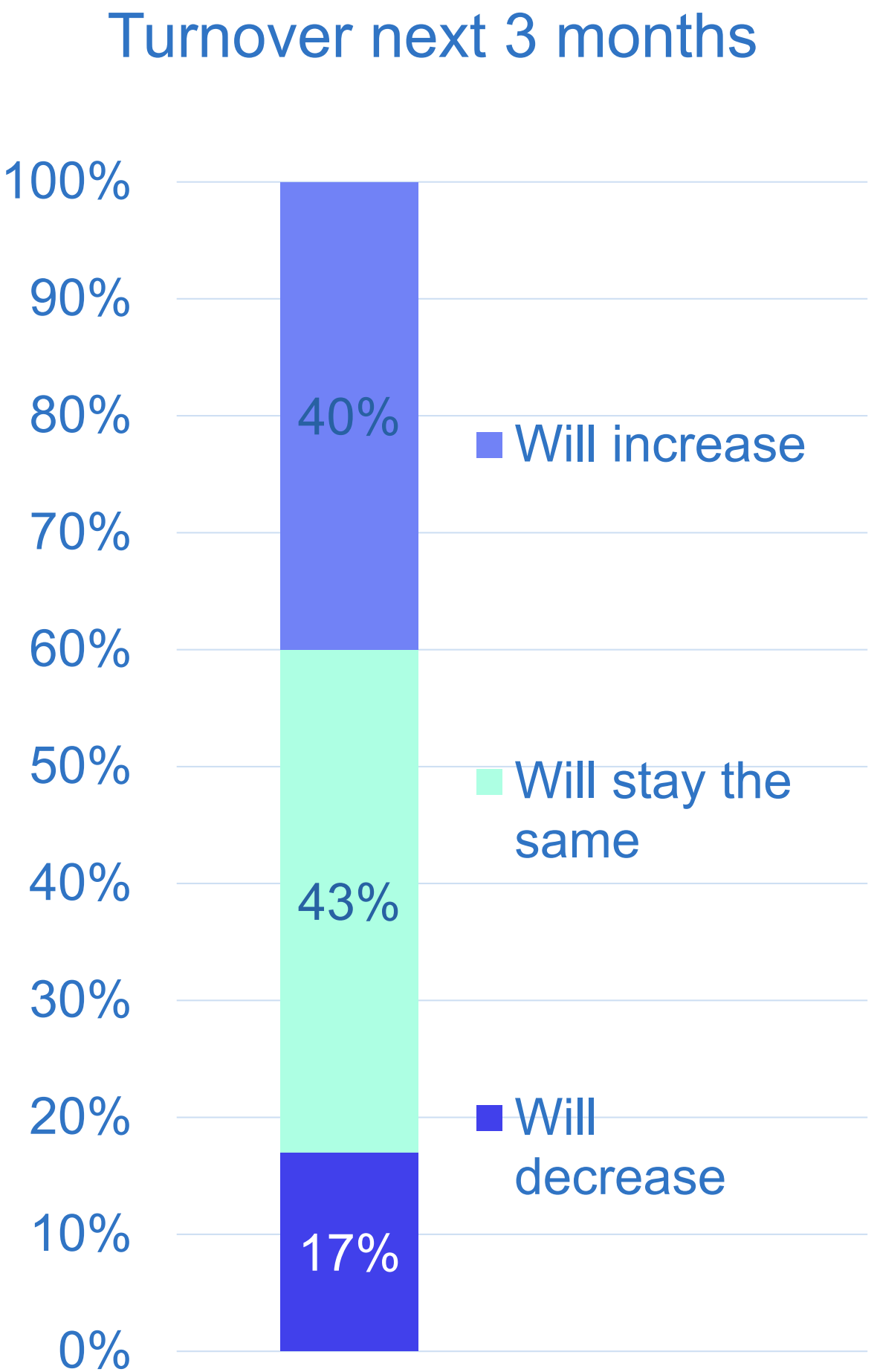
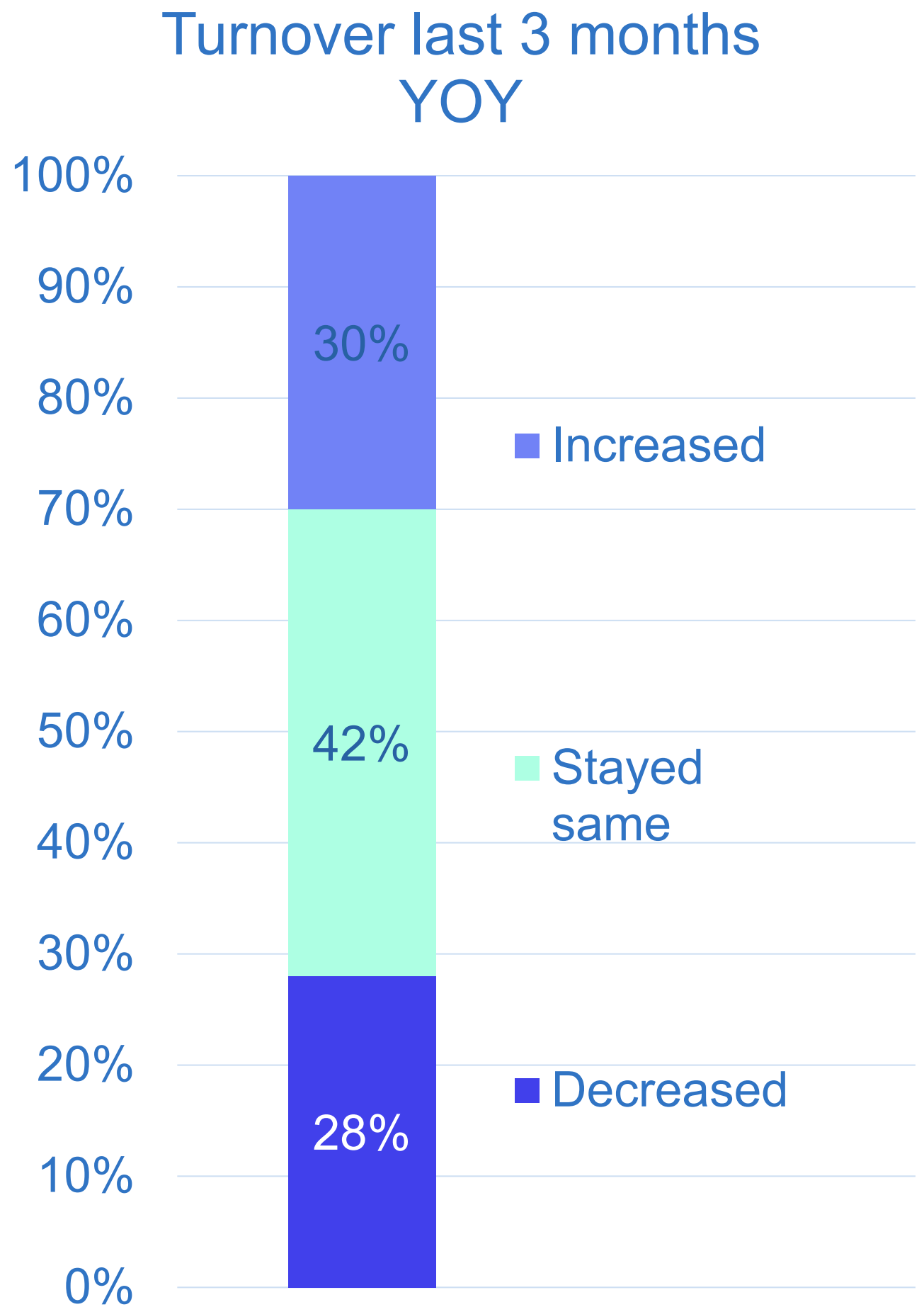
The background features a solid blue area on the left side. On the right side, there are several overlapping, semi-transparent geometric shapes in various shades of green and teal, creating a layered, abstract effect.

Sample Breakdown by Company Category



(Base: All respondents = 110)

Business Turnover Last 3 Months v Next 3 Months



30%

of companies report a YOY increase in turnover in Q2 2025

40%

of companies anticipate turnover will increase in Q3 2025

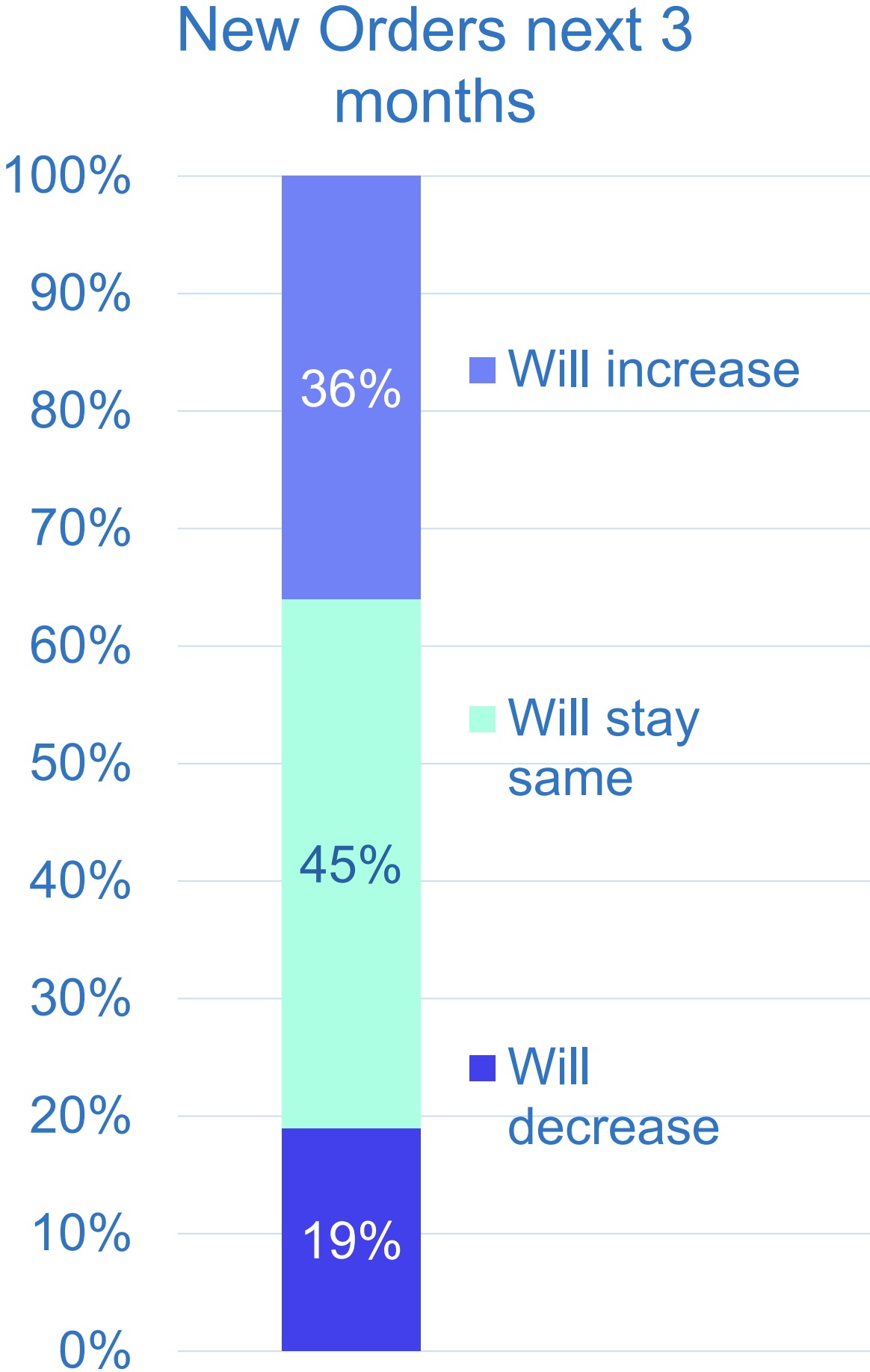
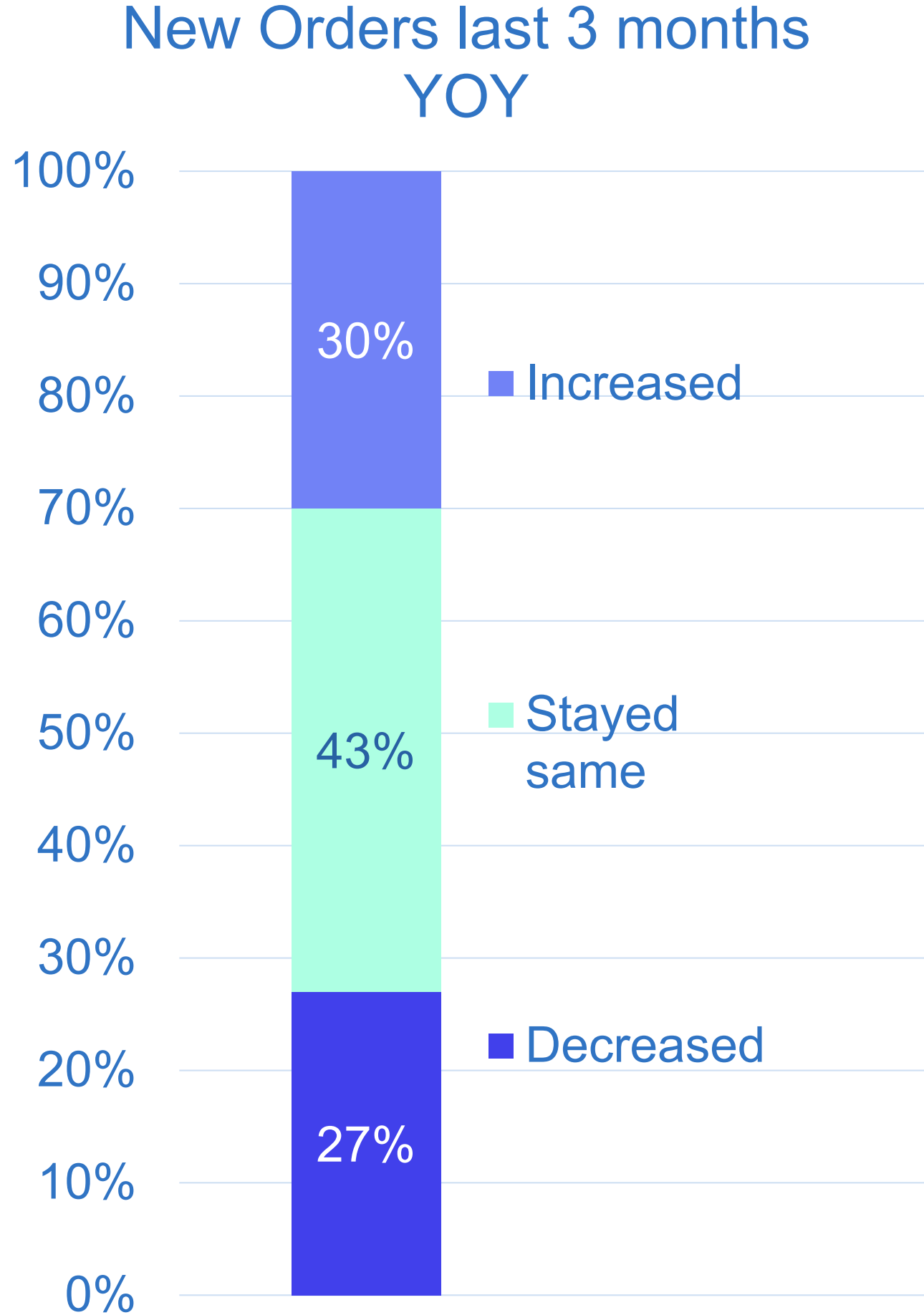
Home Building, Specialist Contracting and Civil Engineering/Infrastructure expect business turnover to increase in Q3 compared to Q2. Turnover in General Building Contracting has mostly remained, and is forecast to remain, the same. Companies with turnover of €4.5m - €9m+ are more positive than smaller companies heading into Q3.

(Base: All respondents = 110)

Q3. In the last 3 months (Apr - Jun 2025) has the total business turnover for your company increased, decreased or stayed the same compared with the same period in 2024?

Q4. Thinking now about the next 3-month period (Jul - Sep 2025), do you expect total business turnover for your company to increase, decrease or stay the same compared with the last 3 months?

New Orders Last 3 Months v Next 3 Months



30%

of companies report a YOY revenue increase from new orders

36%

of companies expect revenue from new orders to continue to increase into Q3 2025

In terms of sectoral revenue from new orders there was a YOY reduction across Home Building and General Contracting and an increase across Civil Engineering/Infrastructure and Specialist Contracting.

All sectors expect new orders to increase in Q3 2025, except for home building.

(Base: All respondents = 110)

Q5. In the last 3 months has the total revenue generated by new orders for your company for the period increased, decreased or stayed the same compared with the same period in 2024?

Q6. In the next 3-month period (Jul - Sep 2025), do you expect the total revenue generated by new orders for your company to increase, decrease or stay the same compared with the last 3 months?

Employment Last 3 Months v Next 3 Months

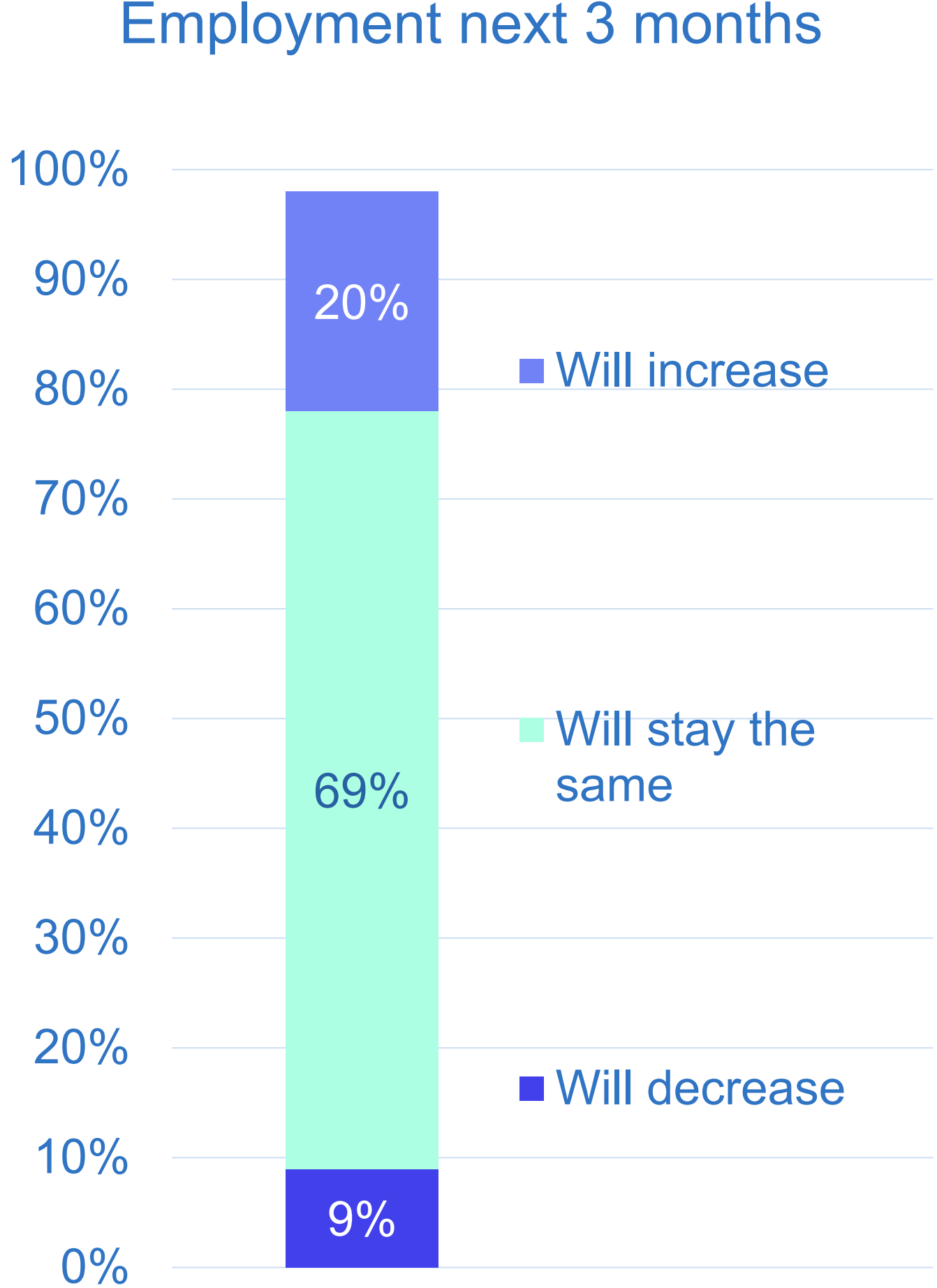
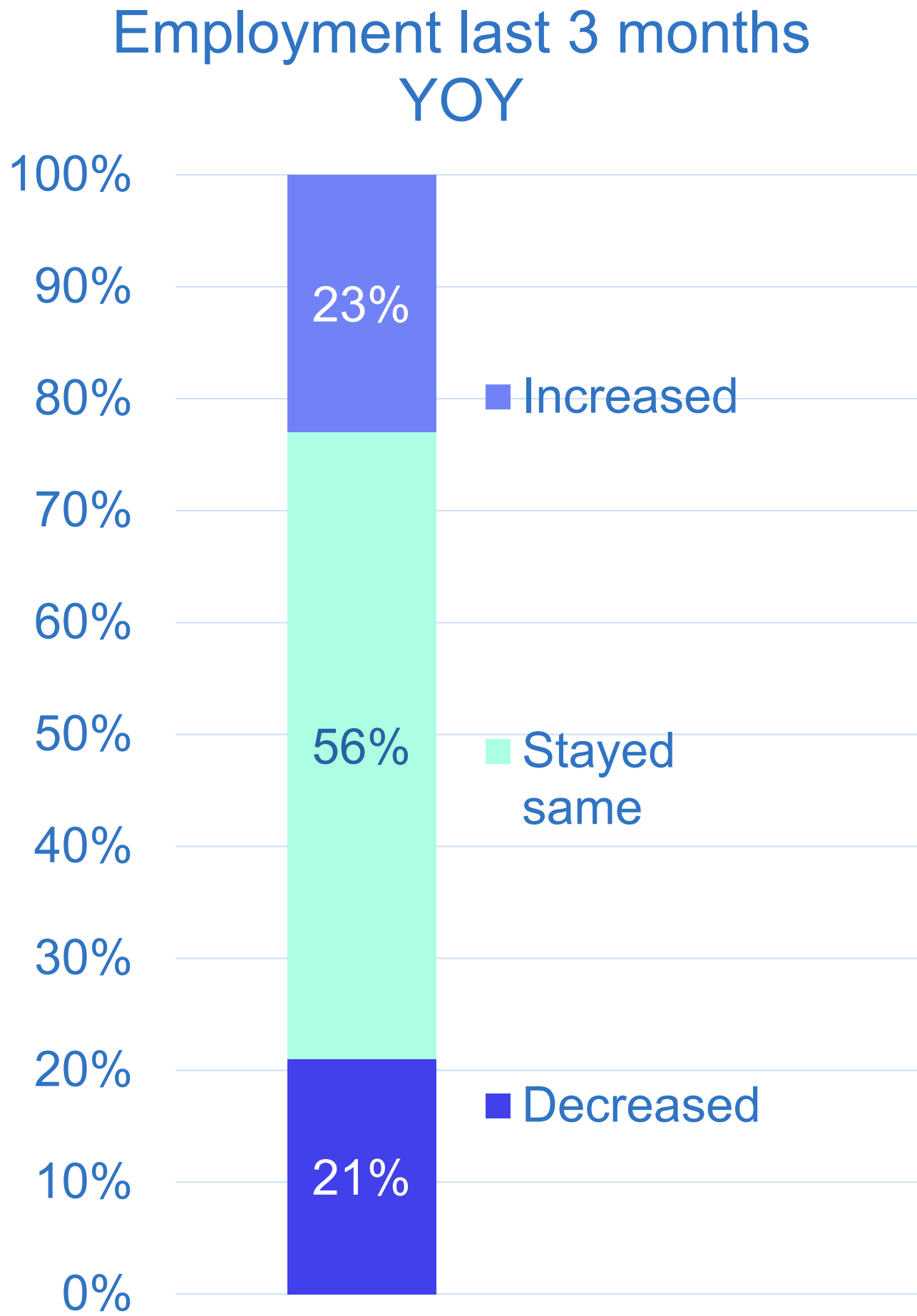
23%

of companies report a YOY increase in the total number of people they employ

20%

of companies also expect to employ more staff in the coming months

Employment levels YOY show the first signs of dropping since the inception of the *Construction Outlook Survey* across Home Building and Specialist Contracting. YOY employment levels are down across companies with turnovers of €300k - €1.2m and €4.5m - €9m.

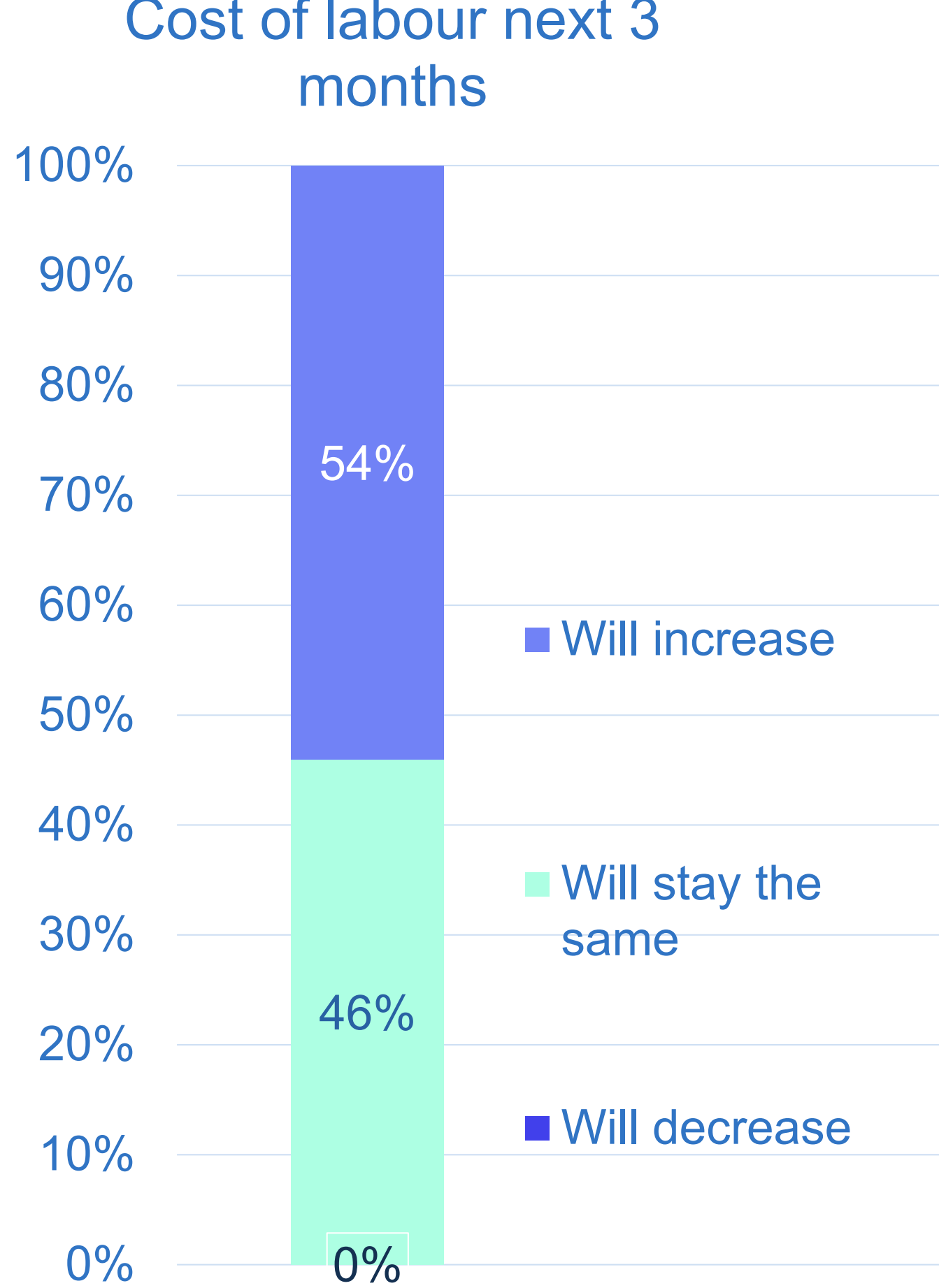
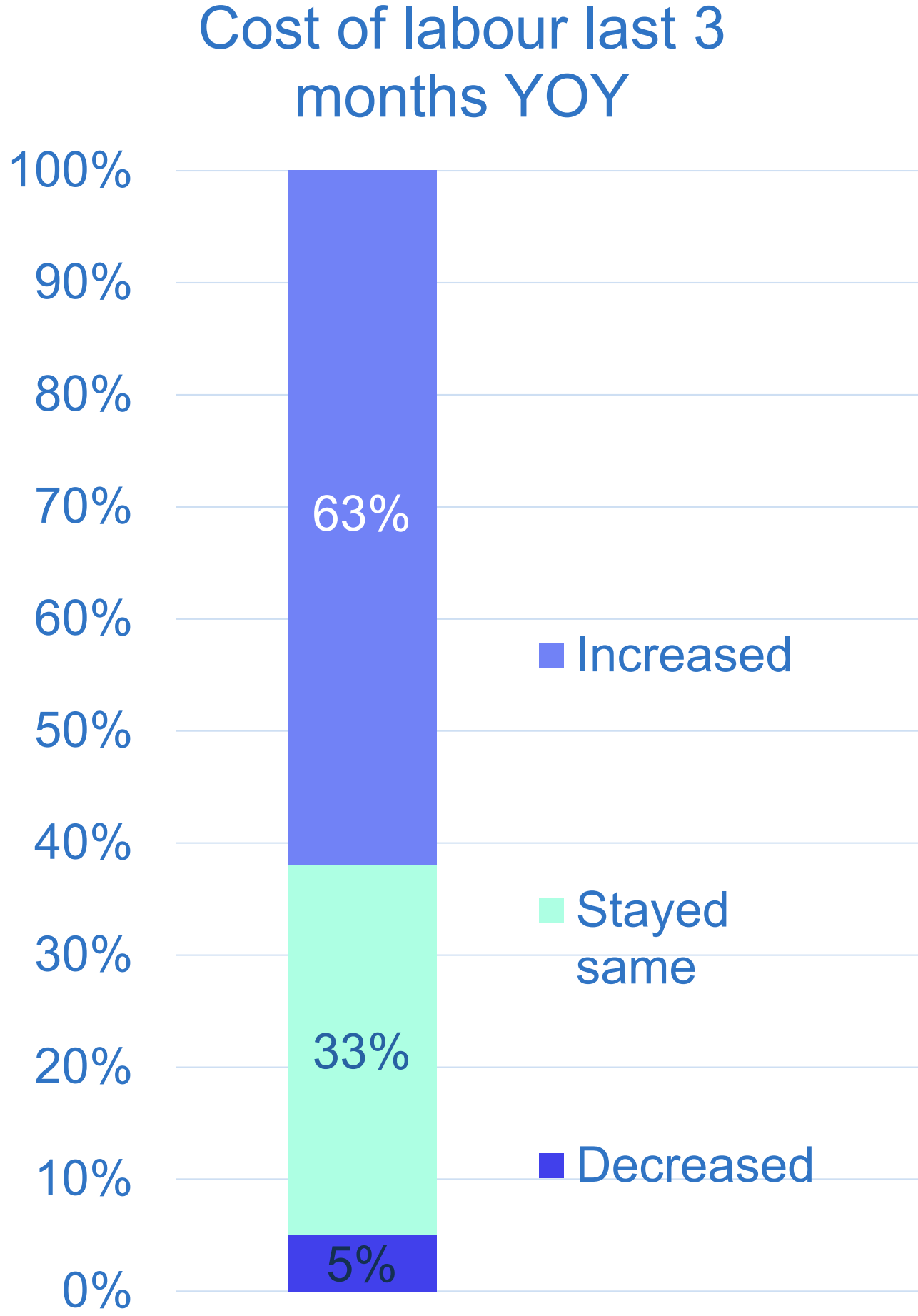


(Base: All respondents = 110)

Q7. In the past 3 months has the total number of people you employ (directly or indirectly) increased, decreased or stayed the same compared with the same period in 2024?

Q8. In the next 3-month period (Jul - Sep 2025), do you expect the total number of people you employ (directly or indirectly) in your company to increase, decrease or stay the same compared with the last 3 months?

Cost of Labour Last 3 Months v Next 3 Months



63%

of companies acknowledged an increase in the cost of labour YOY in Q2 2025

54%

of companies expect the cost of labour to continue to increase in Q3 2025

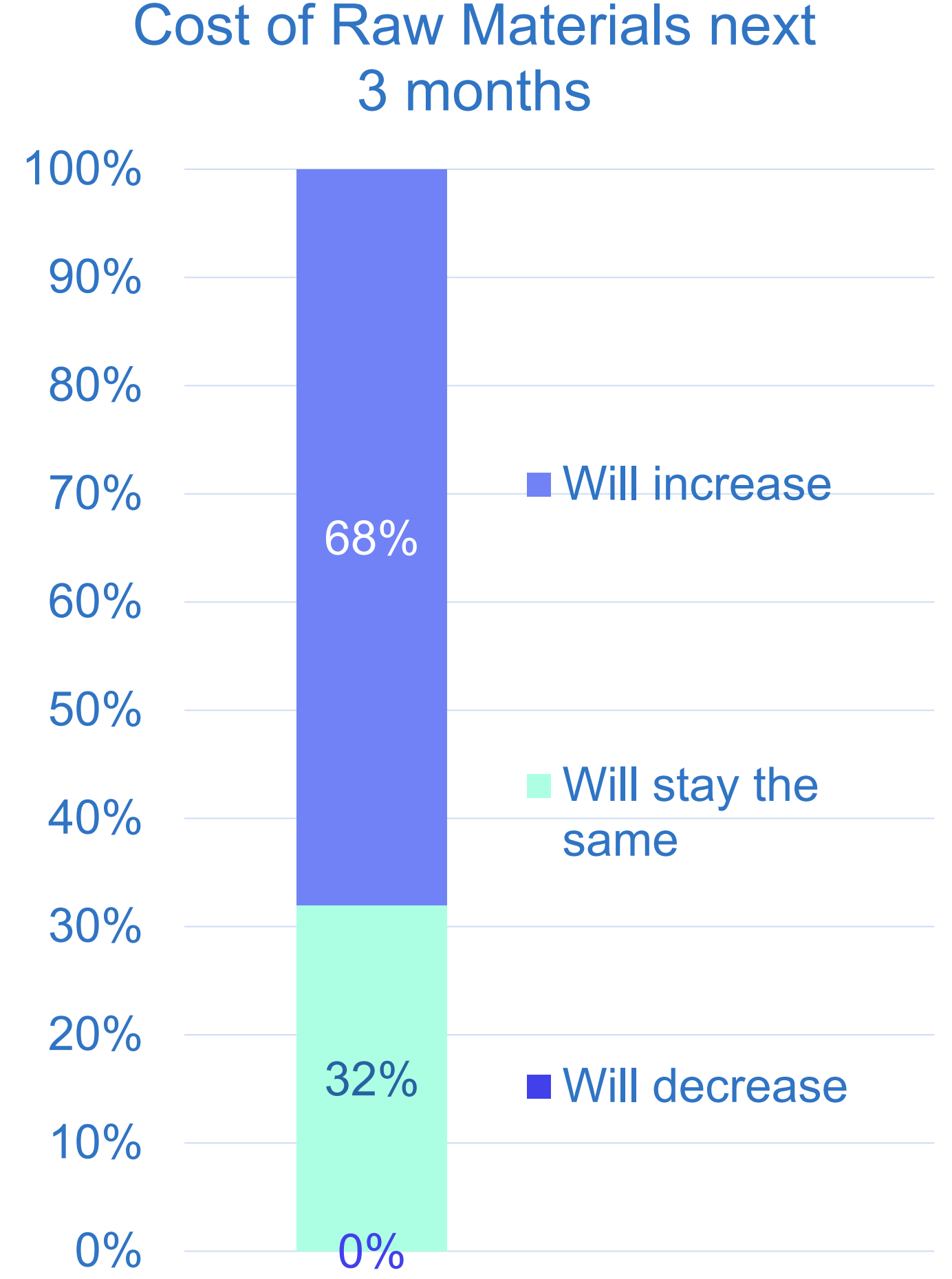
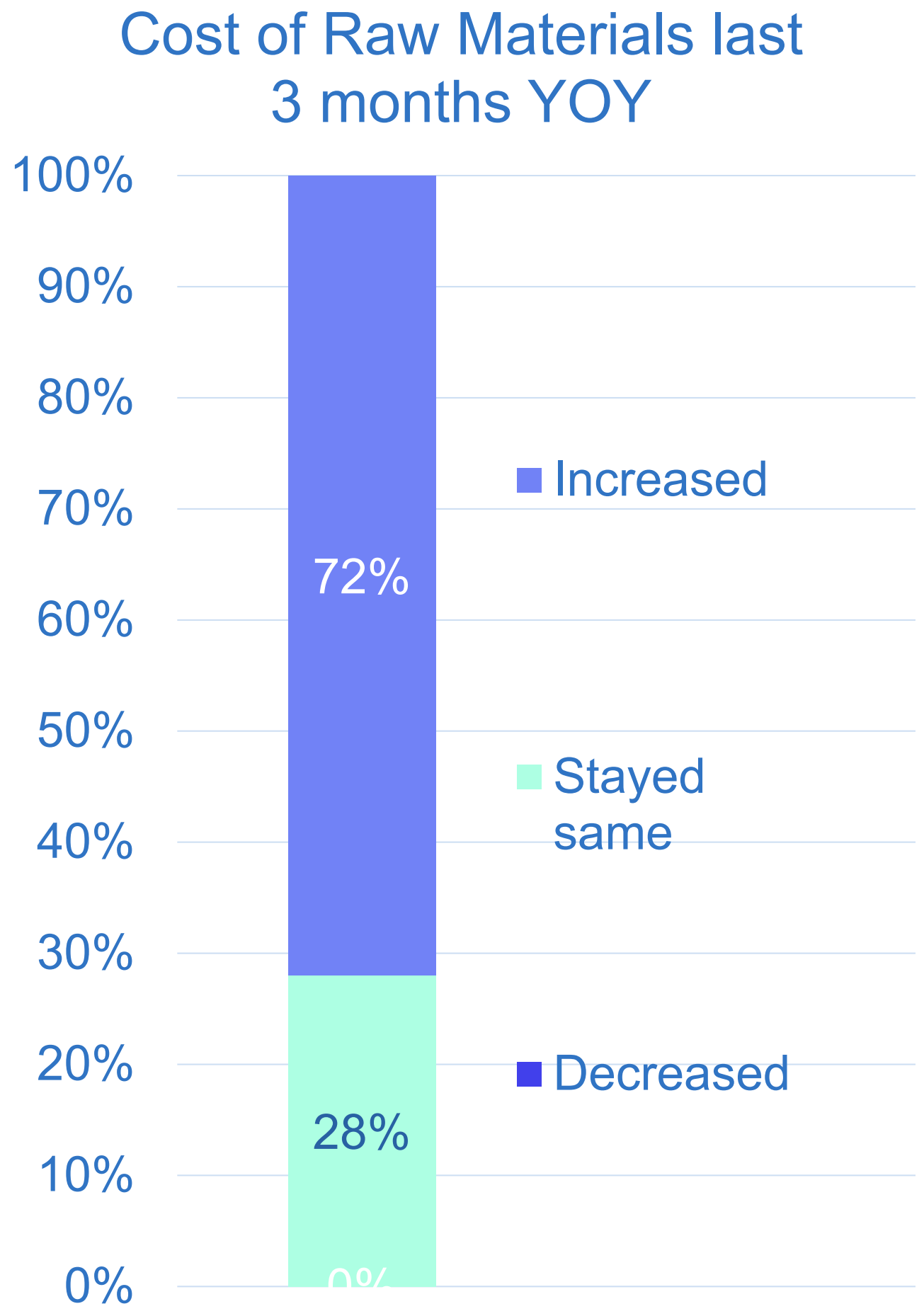
The cost of labour has increased for most companies regardless of size or sector.

(Base: All respondents = 110)

Q9. In the past 3 months (Apr - Jun 2025) has the cost of labour in your company increased, decreased or stayed the same compared with the same period in 2024?

Q10. In the next 3-month period (Jul - Sep 2025), do you expect the cost of labour to increase, decrease or stay the same compared with the last 3 months?

Cost of Raw Materials Last 3 Months v Next 3 Months



72%
of companies report a YOY increase in the cost of raw materials in Q2 2025

68%
expect the cost of raw materials to increase to continue to increase in Q3 2025

The YOY increase in the cost of raw materials was reported across all sectors and companies regardless of size.

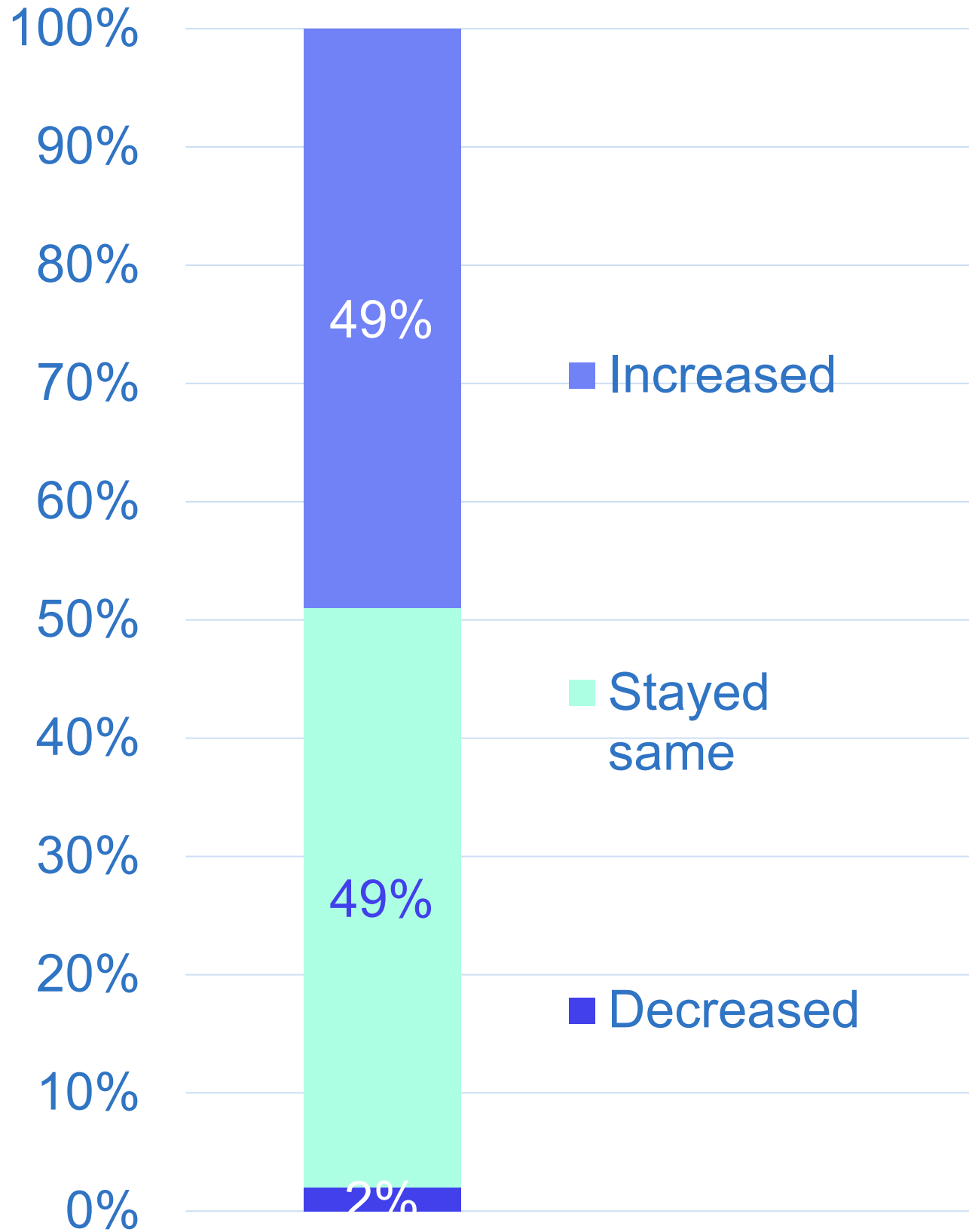
(Base: All respondents = 110)

Q11. In the past 3 months (Apr - Jun 2025) has the cost of raw materials for your company increased, decreased or stayed the same compared with the same period in 2024?

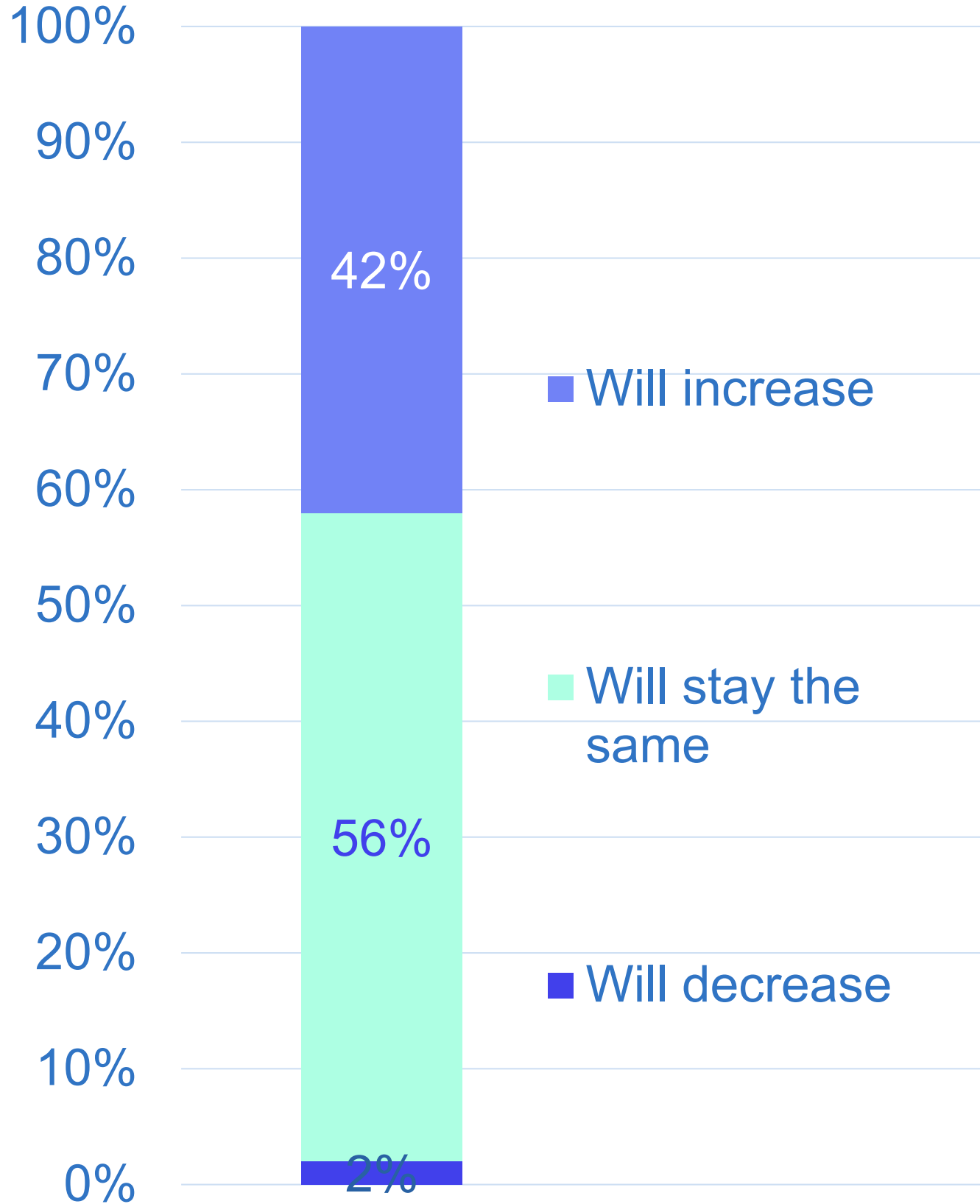
Q12. In the next 3-month period (Jul - Sep 2025), do you expect the cost of raw materials to increase, decrease or stay the same compared with the last 3 months?

Pricing of Projects Last 3 Months v Next 3 Months

Pricing of Projects last 3 months YOY



Pricing of Projects next 3 months



49%

acknowledge an increase in the pricing of projects compared with the same period in 2024

42%

expect the prices charged to increase in Q3 2025

A YOY increase in the pricing of projects has been experienced in particular in General Building and Home Building. Compared to earlier surveys the increase in project pricing appears to be slowing as Q3 begins.

(Base: All respondents = 110)

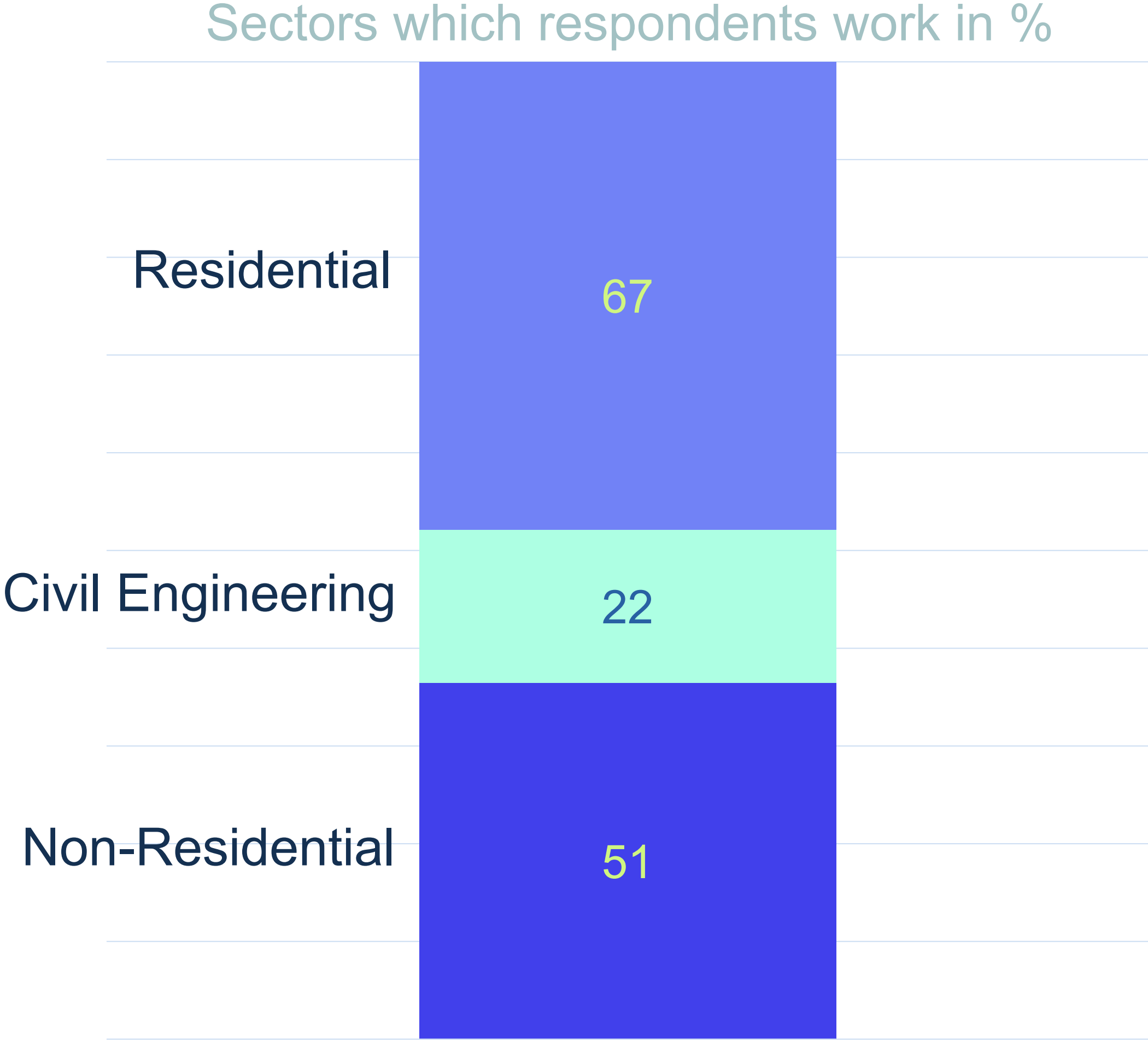
Q13. In the past 3 months (Apr - Jun 2025) has the price you charge for goods and services for the period increased, decreased or stayed the same compared with the same period in 2024?

Q14. In the next 3-month period (Jul - Sep 2025), do you expect the price you charge for goods and services for your company to increase, decrease or stay the same compared with the last 3 months?

Sectoral Activity

The background features a series of overlapping, angular shapes in various shades of blue and teal. A large, light teal shape is on the left, partially overlapping a darker blue shape. To the right, there are several overlapping shapes in medium and dark blue, creating a layered, geometric effect.

Which sectors do companies currently work in? (Percentage)



There continues to be notable overlap between companies working across different sectors.

General Building Contractors and Specialist Contractors operate across a broader sectoral base

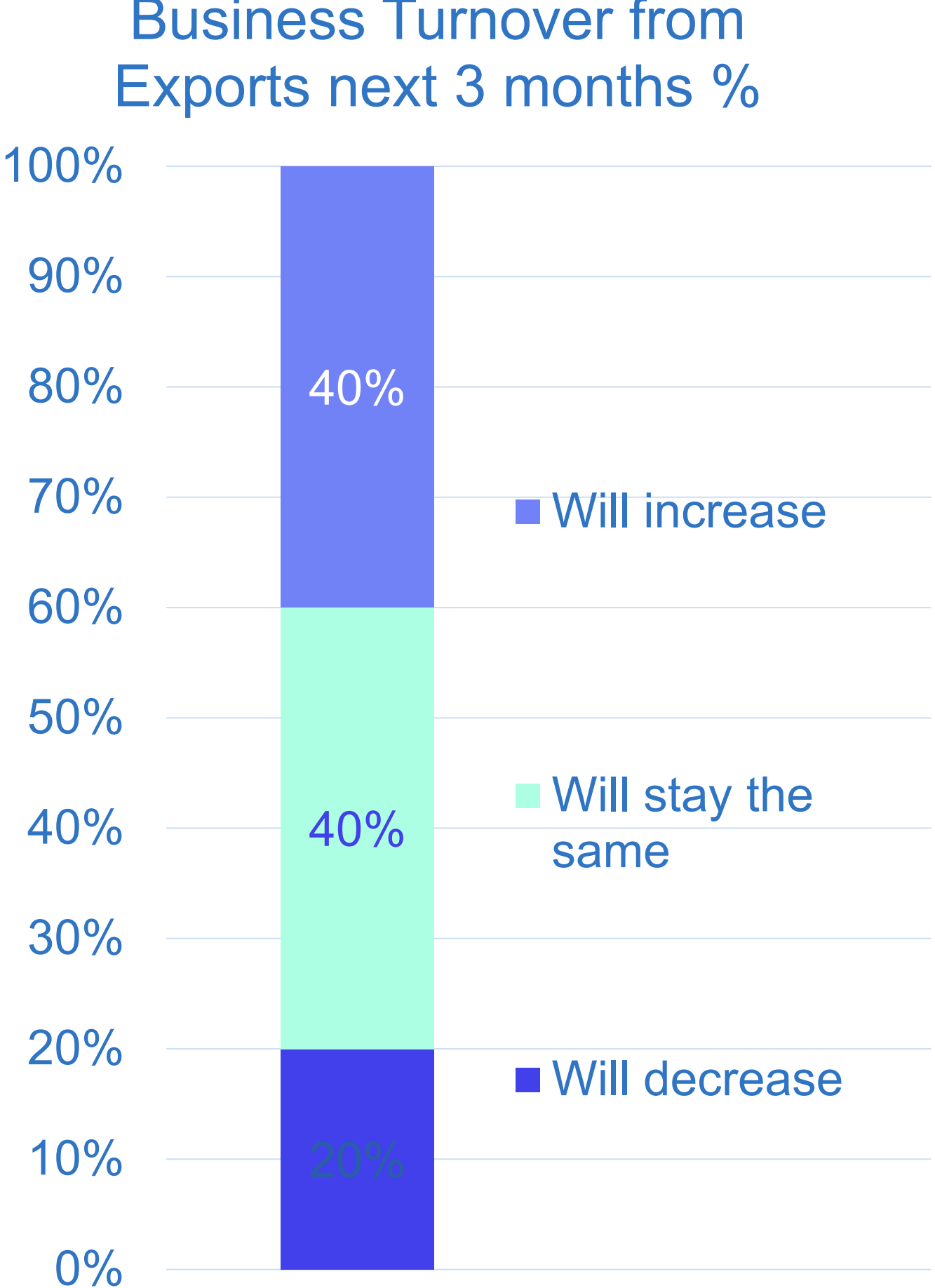
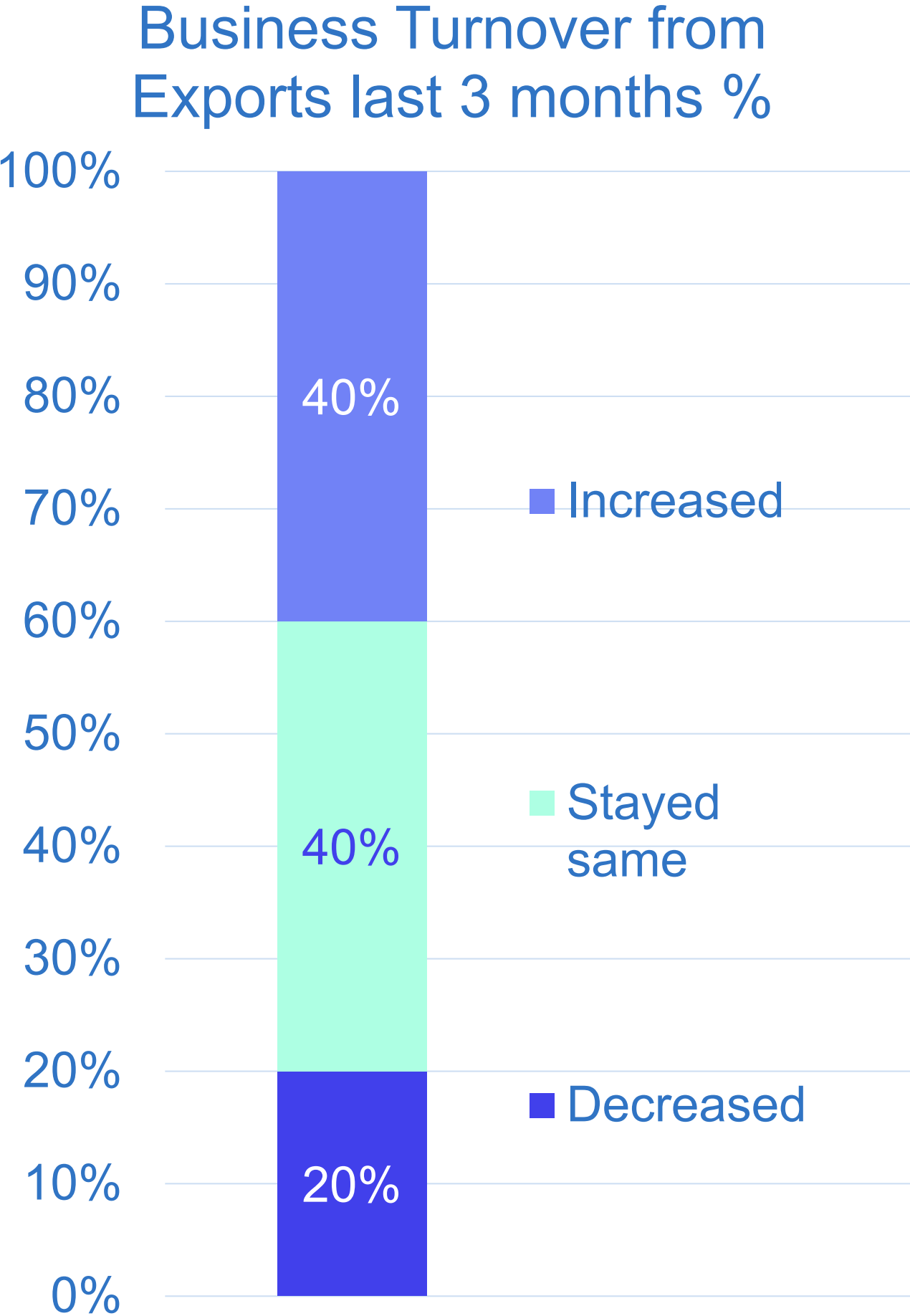
(Base: All respondents = 110)

Q16. Which of the following sectors does your company work in? Note: tick all that apply.

Exporting Construction Services

The background features a series of overlapping, angular shapes in various shades of blue and teal. A large, light teal shape is on the left, partially overlapping a darker blue shape. To the right, there are several overlapping shapes in medium and dark blue, creating a layered, architectural effect.

Total Business Turnover generated from Exports



40%

Report a YOY increase in business turnover from exports

40%

expect turnover from exports to increase in Q3 2025


Data centres and pharmaceutical plants and retail were again the most common projects delivered internationally in Q2 2025.

These project types, together with commercial offices and hotels, are the most common projects expected to be delivered internationally in Q3 2025.

Q18. Over the last 3 months, has the total business turnover for your company generated from exports increased, decreased or stayed the same compared with the same period in 2024?

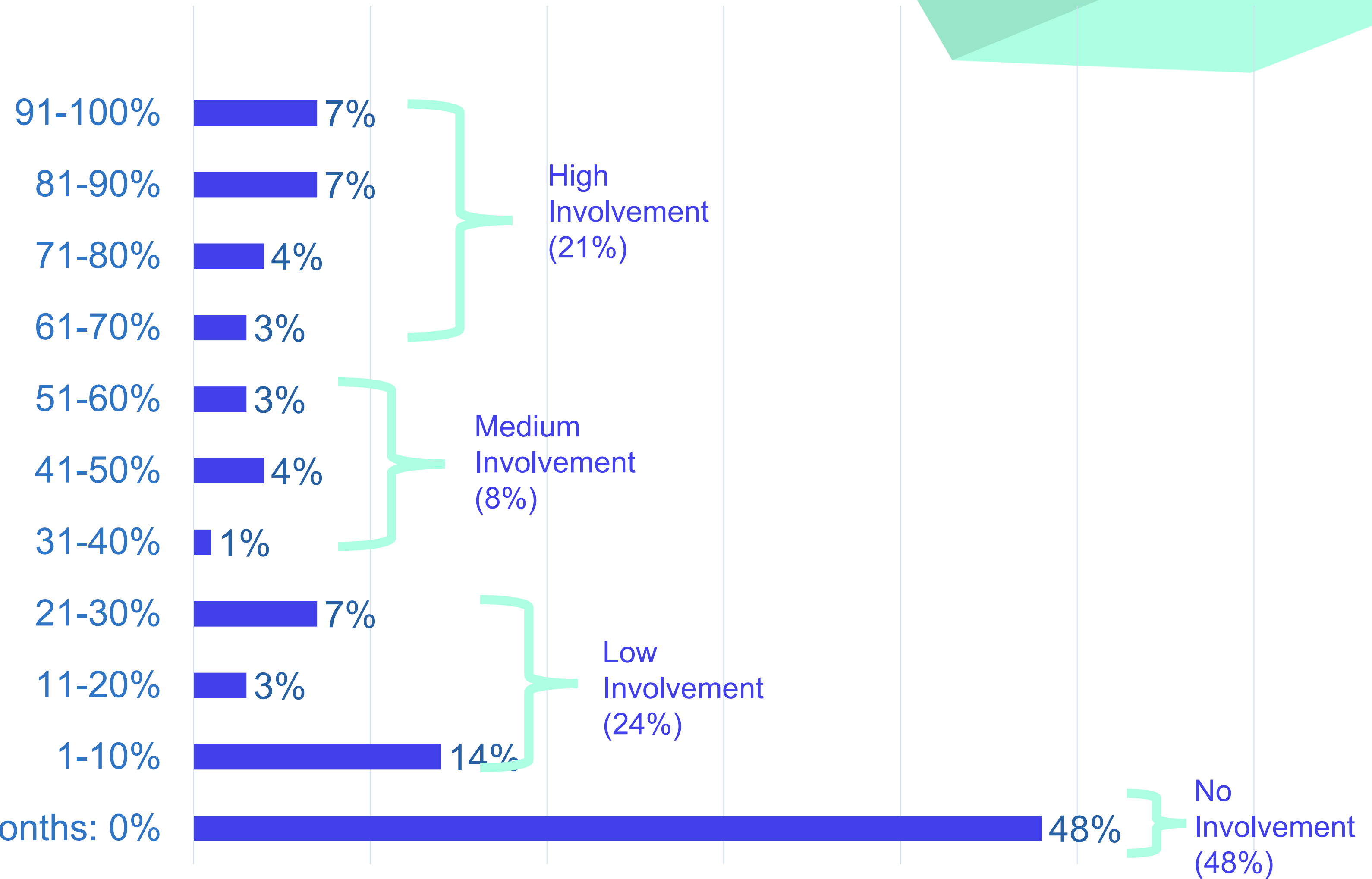
Q20. Over the next 3 months (Jul-Sep 2025), do you expect the total business turnover for your company generated from exports to increase, decrease or stay the same compared with Q2?

Public Works Contracts



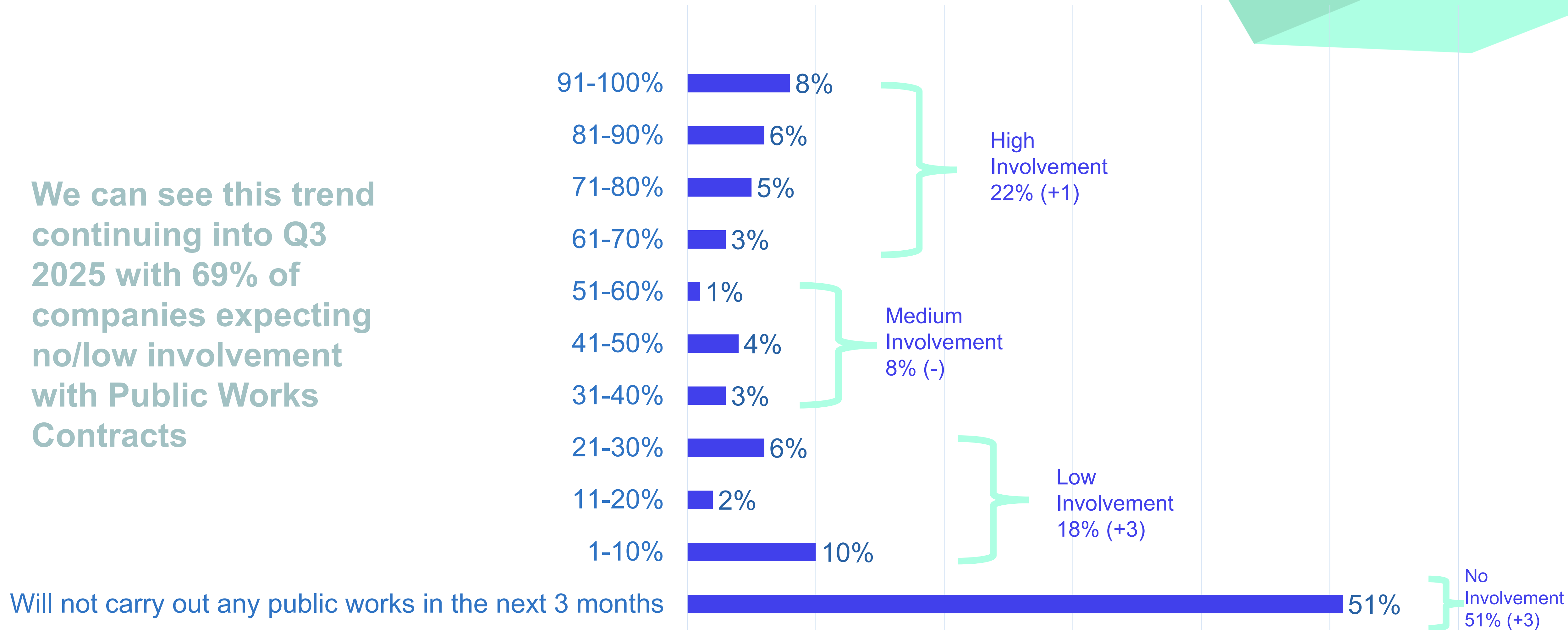
Public Works Contracts as a % of Turnover Q2 2025

72% of companies had no/low involvement in Public Works Contracts in Q2



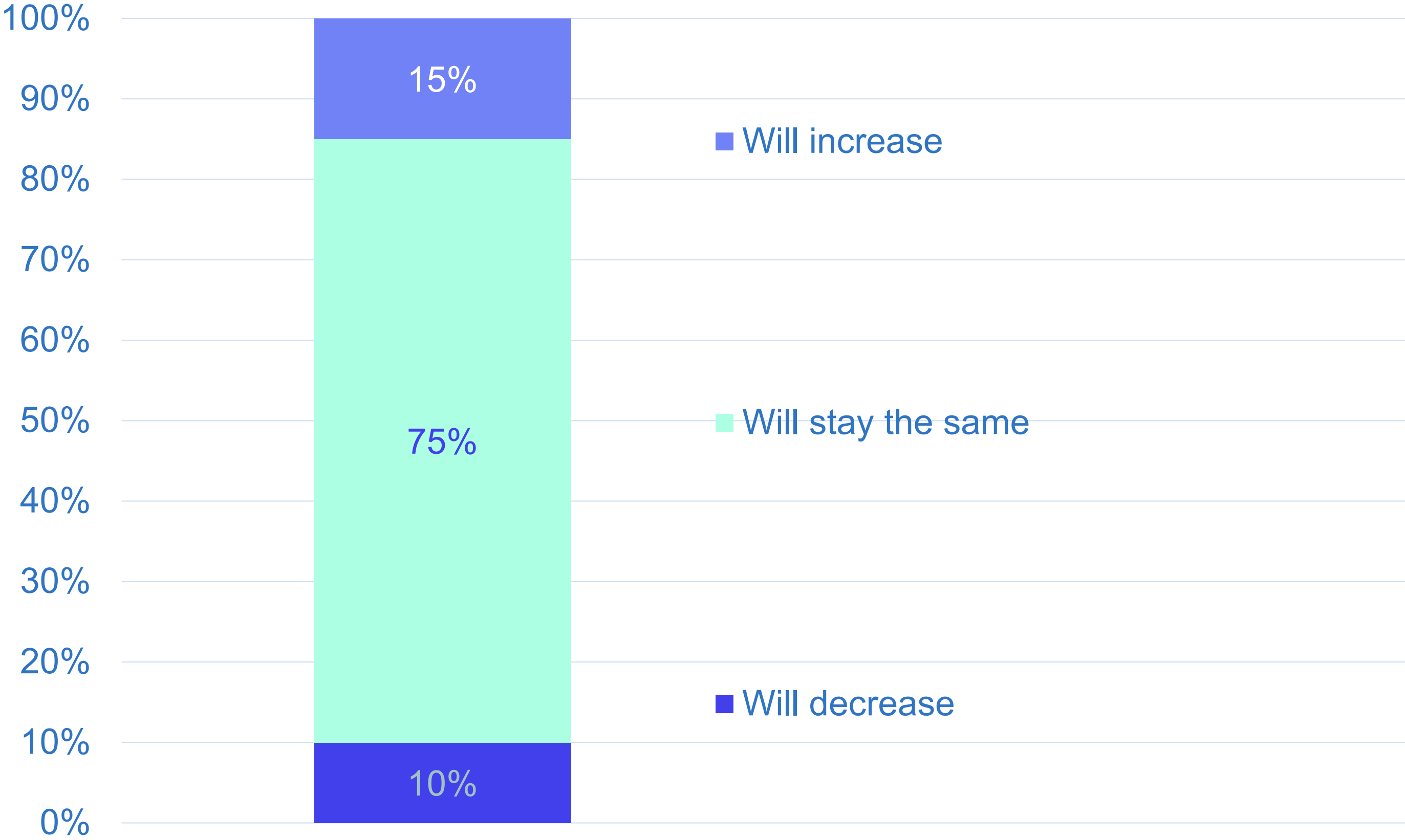
Public Works Contracts projected as a % of Turnover Q3 2025

We can see this trend continuing into Q3 2025 with 69% of companies expecting no/low involvement with Public Works Contracts



Expected level of Public Works Contracts in the next 12 months

Level of Public Works Contracts next 12 months



(Base: All respondents = 110)

15%

of companies expect the level of their involvement in Public Works Contracts to increase in the next 12 months.

10% of companies currently carrying out public works expect to reduce their level of Public Works Contracts citing the following reasons:

- 1) Lowest price award criteria
- 2) Margin too low
- 3) Too much bureaucracy
- 4) Cost of tendering
- 5) Delays in the award of tenders
- 6) Projects take too long to complete

Q24. Do you expect the level of Public Works Contracts on your order book to increase, decrease, or stay the same over the next 12 months?

Conclusions

The background features a solid blue area on the left side. On the right side, there are several overlapping, semi-transparent geometric shapes in various shades of green and teal, creating a layered, abstract effect.

Conclusions

30%

report an increase in turnover YOY in Q2 2025 with 40% expecting turnover to increase in Q3 2025

23%

report an increase in the total number of people they employ, with 20% expecting to increase the number in Q3 2025

30%

of companies report a YOY revenue increase from new orders and 36% of companies expect revenue from new orders to continue to increase into Q3 2025

At a sectoral level, there was a YOY reduction in revenue from new orders across Home Building and General Contracting and an increase across Civil Engineering/Infrastructure and Specialist Contracting.

Conclusions

72%

Report a YOY increase in the cost of raw materials with 68% anticipating the trend to continue into Q3 2025.

Increasing costs continue to impact on the pricing of projects with

49%

acknowledging a YOY increase and 42% expecting continued increases in Q3 2025

Conclusions

Construction Outlook Survey Q3 2025

- ▶ More companies were working across Residential (64%), Civil Engineering (22%) and Non-Residential (51%) in Q3 2025.
- ▶ General Building Contractors continue to operate across Residential & Non-Residential Sectors with Specialist Contractors also increasingly working across a broad sectoral base.
- ▶ Home Building, Specialist Contracting and Civil Engineering/Infrastructure expect business turnover to increase in Q3. Turnover in General Building Contracting has mostly remained, and is forecast to remain, the same. Companies with turnover of €4.5m - €9m+ were more positive than smaller companies heading into Q3.
- ▶ Employment levels YOY show the first signs of dropping since the inception of the Construction Outlook Survey across Home Building and Specialist Contracting.
- ▶ A YOY increase in the pricing of projects has been experienced in General Building and Home Building. Compared to earlier surveys the increase in project pricing appears to be slowing as in Q3.
- ▶ 40% of companies report a YOY increase in business turnover from exports and 40% expect turnover from exports to increase in Q3 2025.
- ▶ Data centres and pharmaceutical plants and retail were the most common projects delivered by Irish construction companies internationally in Q2 2025.
- ▶ 72% of companies had no/low involvement in Public Works Contracts in Q2.
 - This trend is set to continue in Q3 2025 with 69% of companies expecting no/low involvement with Public Works Contracts.
 - 15% of companies expect the level of their involvement in Public Works Contracts to increase in the next 12 months.
 - 10% of companies currently carrying out public works expect to reduce their level of Public Works Contracts citing the following reasons:
 - 1) Lowest price award criteria
 - 2) Margin too low
 - 3) Too much bureaucracy
 - 4) Cost of tendering
 - 5) Delays in the award of tenders
 - 6) Projects take too long to complete

Thank You

Jeanette Mair

Head of Economic Policy
and Research

www.cif.ie
cif@cif.ie



**CONSTRUCTION
INDUSTRY
FEDERATION**